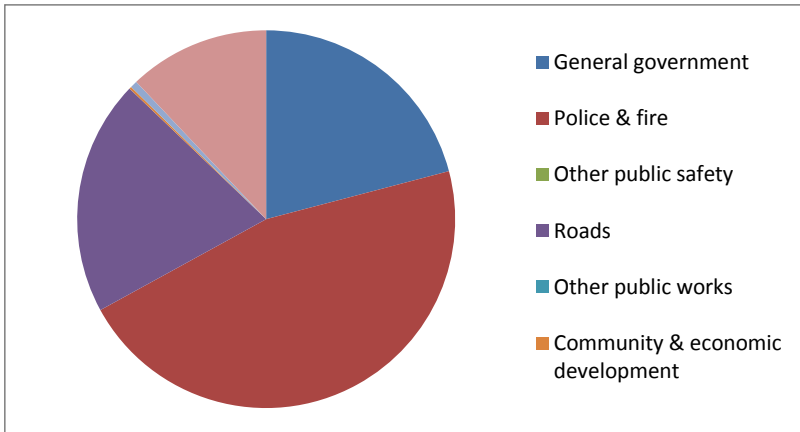


**CITIZENS' GUIDE TO LOCAL UNIT FINANCES - City of Gibraltar**

**EXPENDITURES**

**1. Where we spend our money (all governmental funds)**

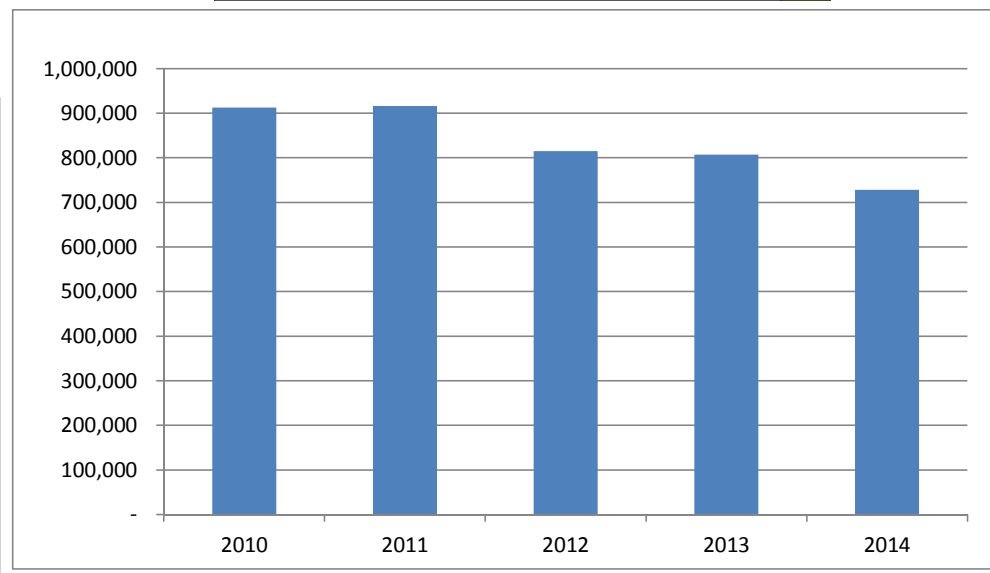


**2. Compared to the prior year**

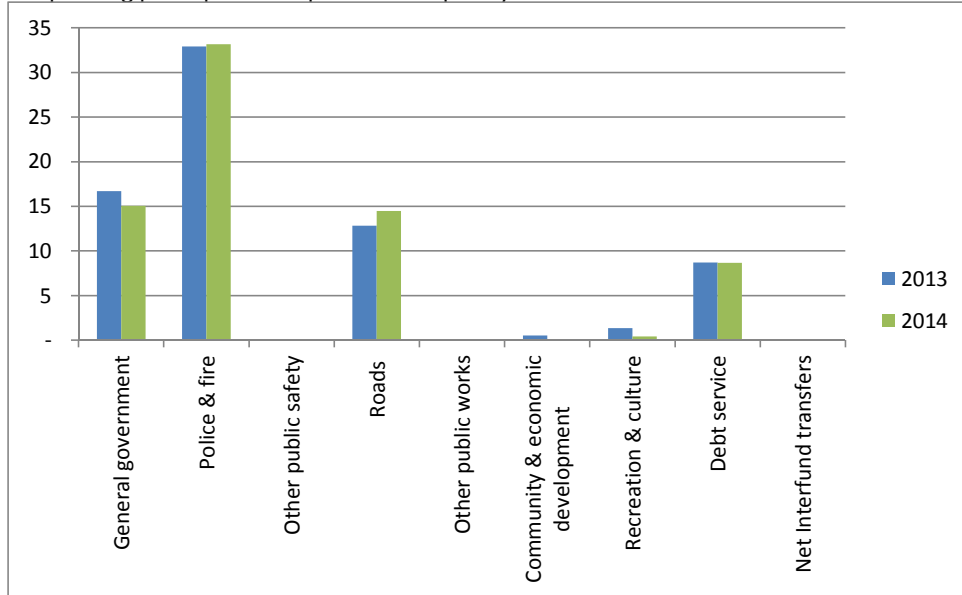
	2013	2014	% change
General government	\$ 814,733	\$ 807,481	-1%
Police & fire	1,630,748	1,592,238	-2%
Roads	592,184	619,678	5%
Community & economic developr	16,908	24,657	46%
Recreation & culture	52,151	65,429	25%
Debt service	580,629	421,111	-27%
<b>total expenditures</b>	<b>\$ 3,687,353</b>	<b>\$ 3,530,594</b>	<b>-4%</b>

**4. Historical trends of individual departments: -4%**

General government



**3. Spending per capita - compared to the prior year**



Commentary:

For more information on our unit's finances, contact Derek Thiel at (734-676-9021).