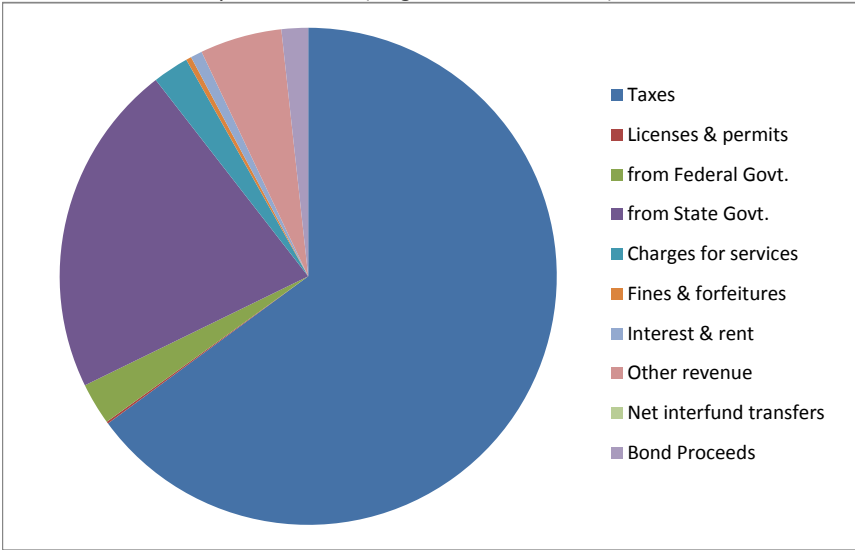


CITIZENS' GUIDE TO LOCAL UNIT FINANCES - City of Gibraltar

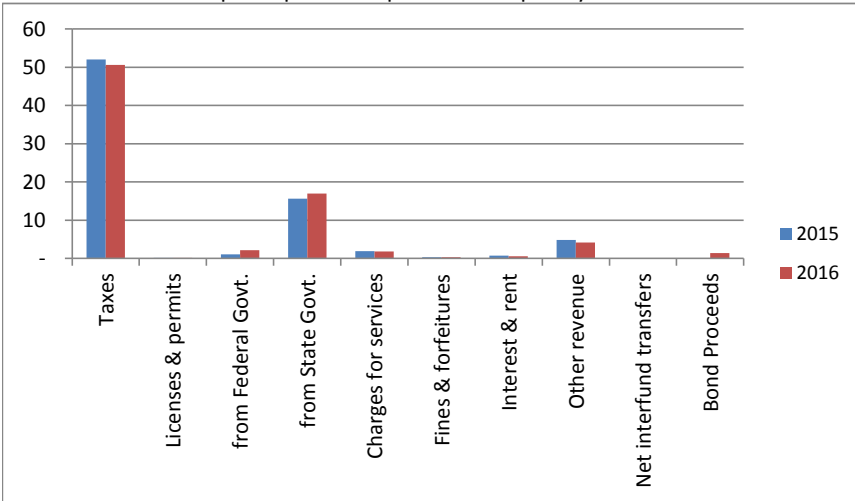
1. Where our money comes from (all governmental funds)



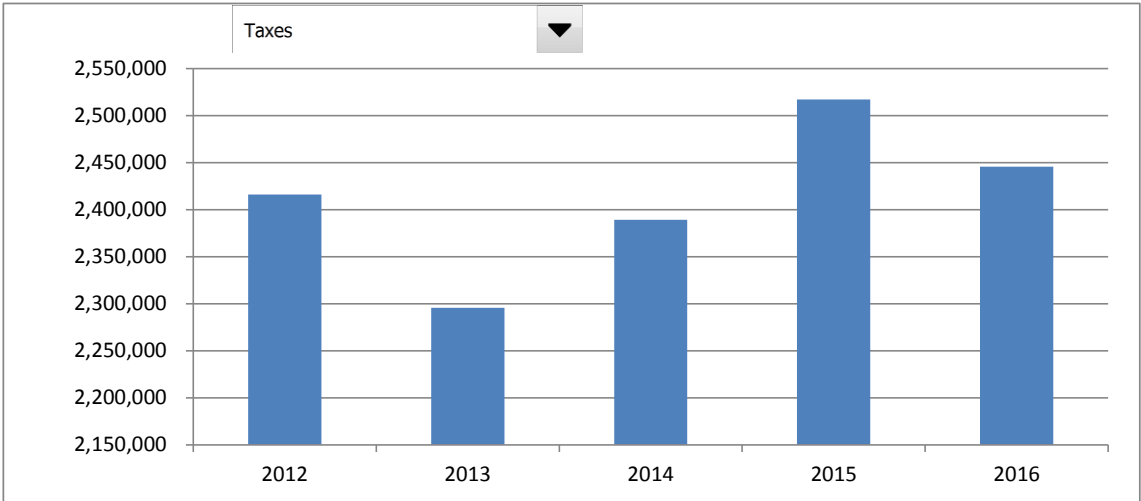
2. Compared to the prior year

	2015	2016	% change
Taxes	\$ 2,517,070	\$ 2,445,518	-3%
Licenses & permits	5,254	5,045	(0)
from Federal Govt.	51,977	102,667	1
from State Govt.	756,972	818,186	8%
Charges for services	89,465	88,515	-1%
Fines & forfeitures	13,756	13,039	-5%
Interest & rent	34,721	28,439	-18%
Other revenue	231,757	200,861	-13%
Net interfund transfers	-	-	n/a
Bond Proceeds	-	65,056	n/a
Total	\$ 3,700,972	\$ 3,767,326	2%

3. Revenue sources per capita - compared to the prior year



4. Historical trends of individual sources



Commentary:

For more information on our unit's finances, contact Derek Thiel at (734-676-9021).