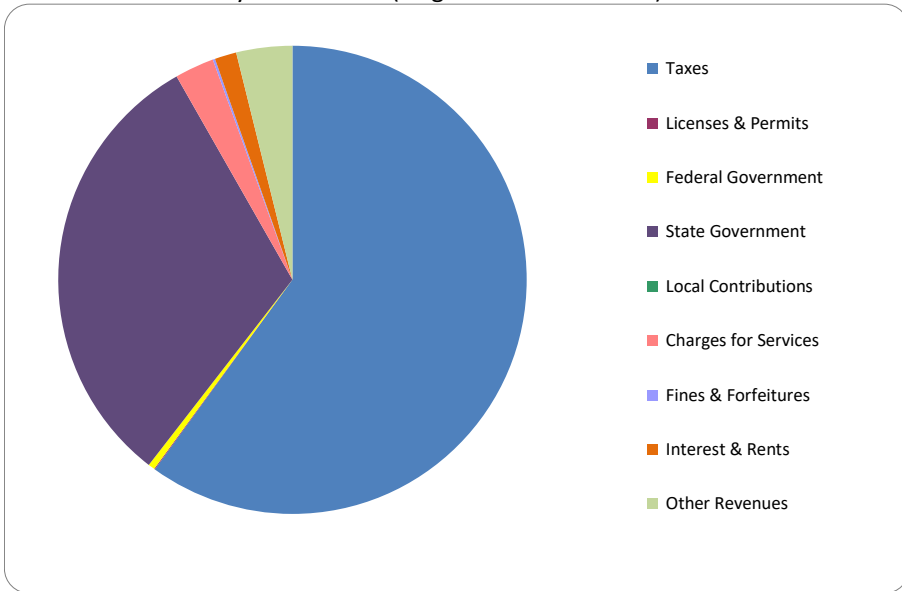


CITIZEN'S GUIDE TO LOCAL UNIT FINANCES - City of Gibraltar (82-2090)

REVENUES

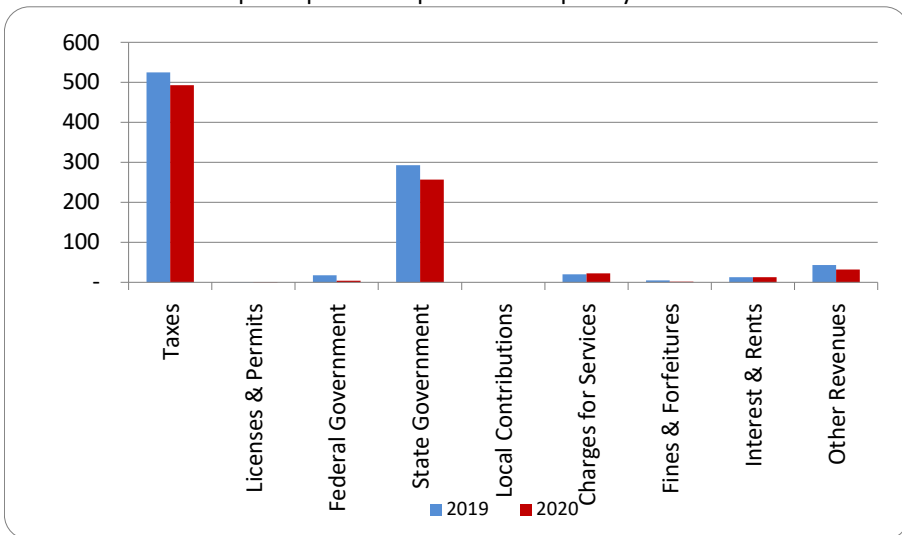
1. Where our money comes from (all governmental funds)



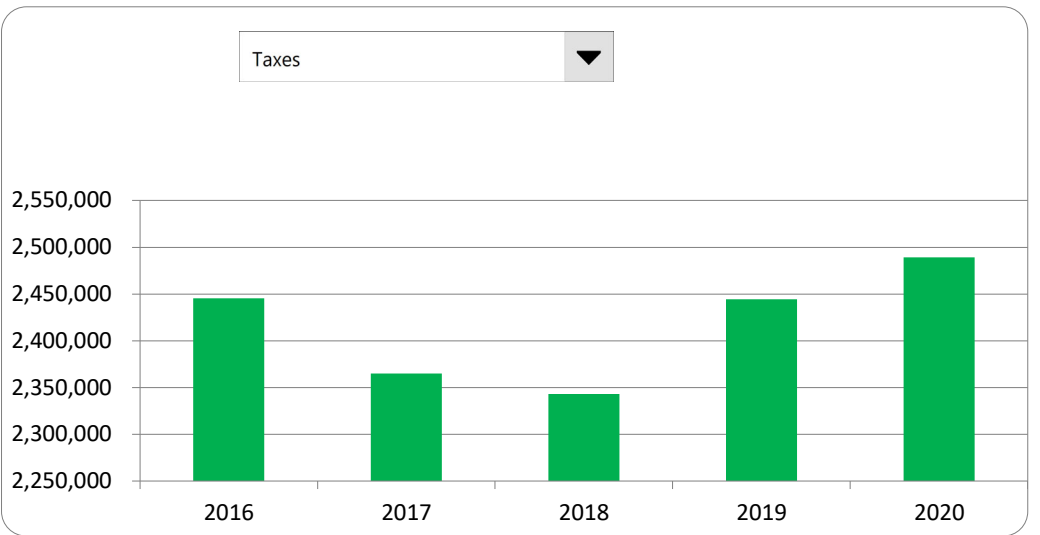
2. Compared to the prior year

	<u>2019</u>	<u>2020</u>	<u>% change</u>
Taxes	\$ 2,444,570	\$ 2,489,117	1.82%
Licenses & Permits	4,185	3,345	-20.07%
Federal Government	80,207	18,158	-77.36%
State Government	1,362,698	1,297,408	-4.79%
Local Contributions	-	-	N/A
Charges for Services	93,841	112,244	19.61%
Fines & Forfeitures	22,300	7,171	-67.84%
Interest & Rents	57,756	62,192	7.68%
Other Revenues	200,377	160,103	-20.10%
Total Revenues	\$ 4,265,934	\$ 4,149,738	-2.72%

3. Revenue sources per capita - compared to the prior year



4. Historical trends of individual sources



Commentary:

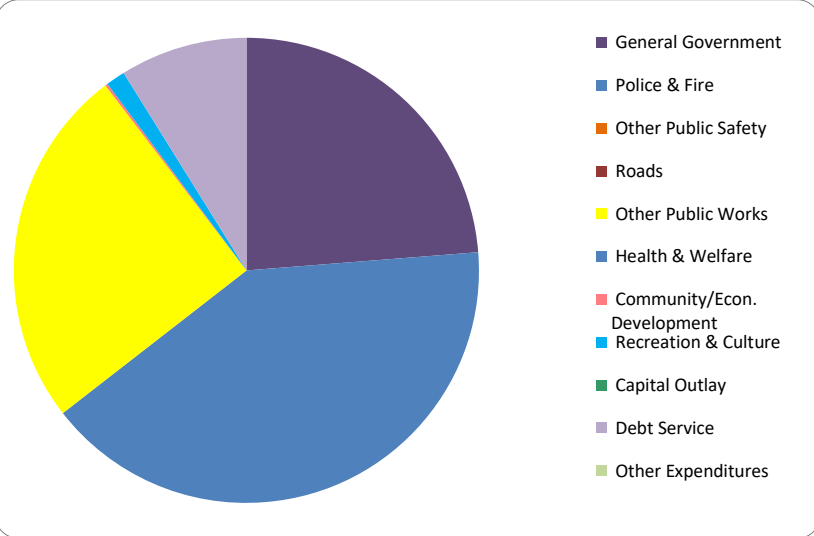
For more information on our unit's finances, contact Tim McLean at 734-676-3900.

CITIZEN'S GUIDE TO LOCAL UNIT FINANCES - City of Gibraltar (82-2090)

EXPENDITURES

1. Where we spend our money (all governmental funds)

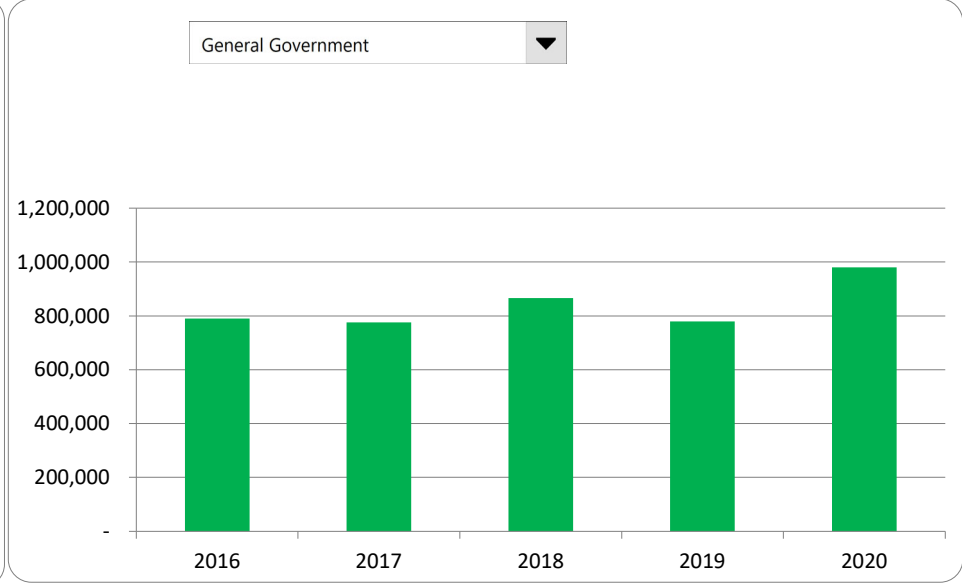
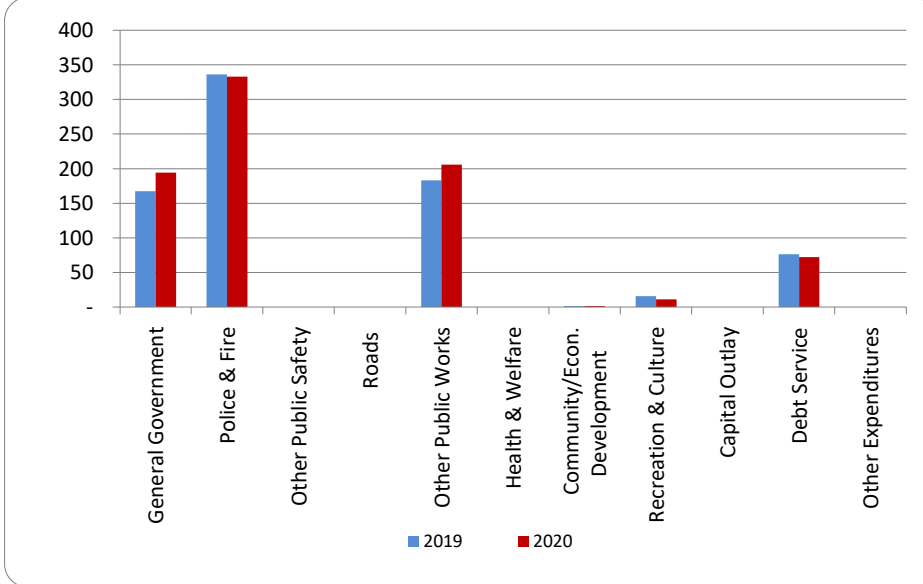
2. Compared to the prior year



	<u>2019</u>	<u>2020</u>	<u>% change</u>
General Government	\$ 779,514	\$ 980,344	25.76%
Police & Fire	1,565,665	1,680,993	7.37%
Other Public Safety	-	-	N/A
Roads	-	-	N/A
Other Public Works	853,242	1,038,438	21.70%
Health & Welfare	-	-	N/A
Community/Econ. Development	7,138	7,106	-0.45%
Recreation & Culture	73,961	55,923	-24.39%
Capital Outlay	-	-	N/A
Debt Service	355,188	365,269	2.84%
Other Expenditures	-	-	N/A
Total Expenditures	<u>\$ 3,634,708</u>	<u>\$ 4,128,073</u>	13.57%

3. Spending per capita - compared to the prior year

4. Historical trends of individual departments:

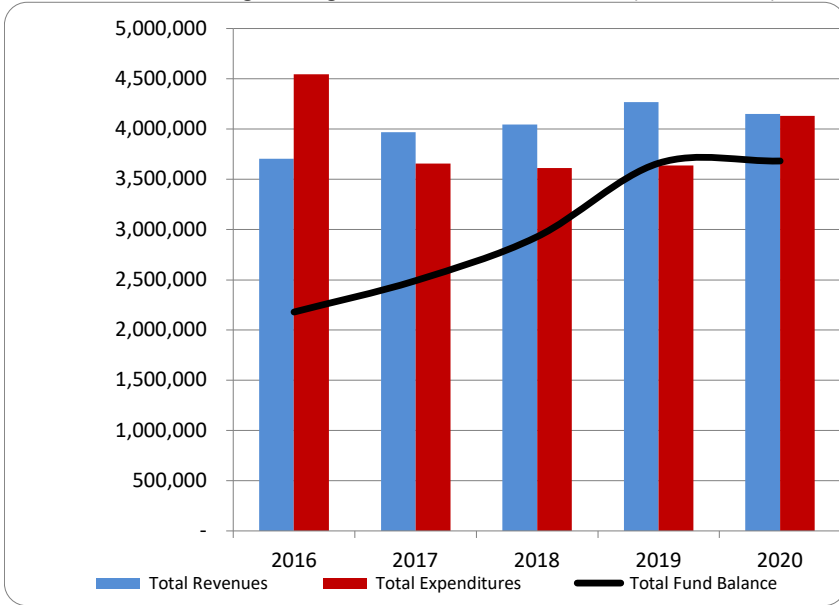


Commentary:

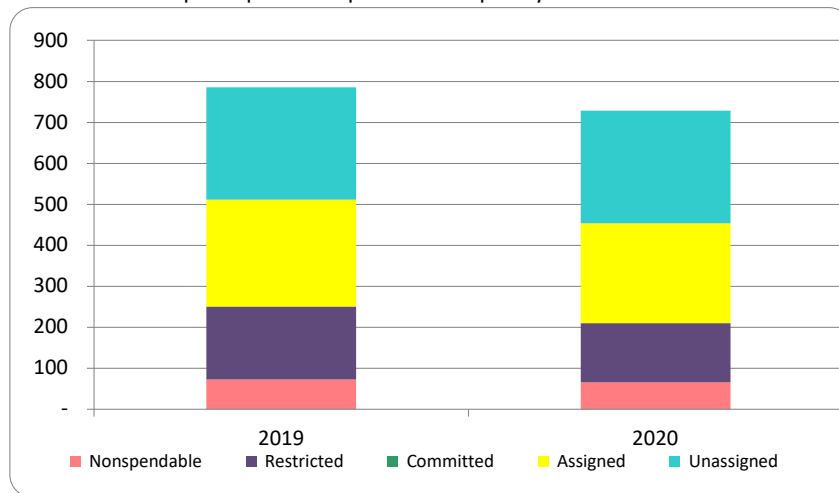
For more information on our unit's finances, contact Tim McLean at 734-676-3900.

CITIZEN'S GUIDE TO LOCAL UNIT FINANCES - City of Gibraltar (82-2090)

1. How have we managed our governmental fund resources (fund balance)?



3. Fund balance per capita - compared to the prior year

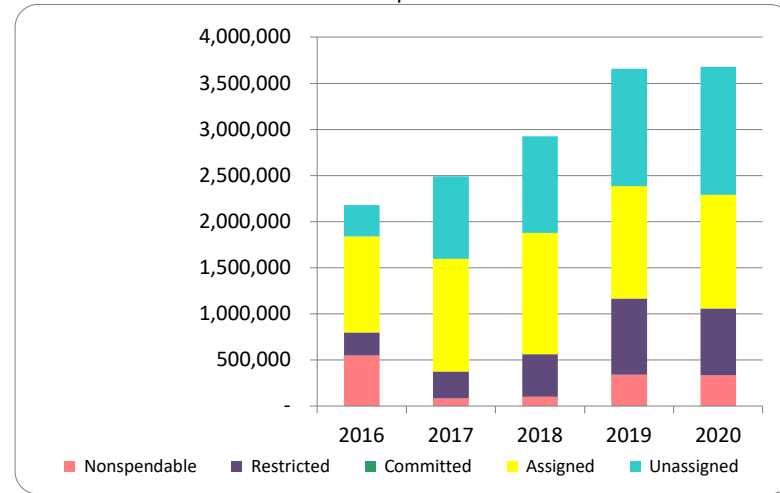


FINANCIAL POSITION

2. Compared to the prior year

	2019	2020	% change
Revenue	4,265,934	4,149,738	-2.72%
Expenditures	3,634,708	4,128,073	13.57%
Surplus (shortfall)	631,226	21,665	-96.57%
Fund balance, by component:			
Nonspendable	341,359	334,388	-2.04%
Restricted	826,377	726,869	-12.04%
Committed	-	-	N/A
Assigned	1,216,870	1,230,174	1.09%
Unassigned	1,274,117	1,388,957	9.01%
total fund balance	3,658,723	3,680,388	0.59%

4. Historical trends of individual components



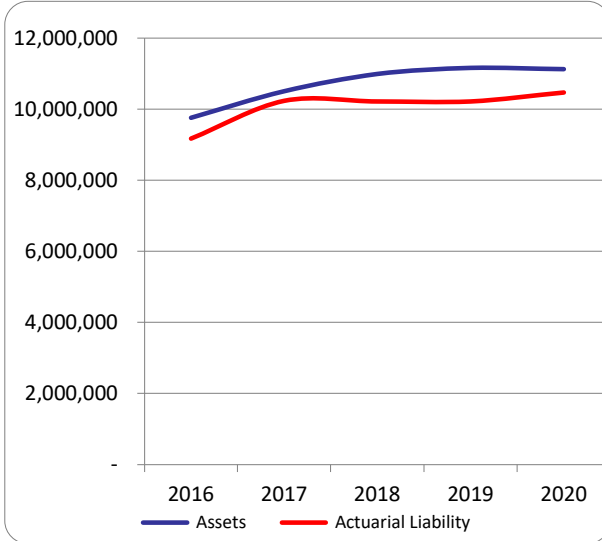
Commentary:

For more information on our unit's finances, contact Tim McLean at 734-676-3900.

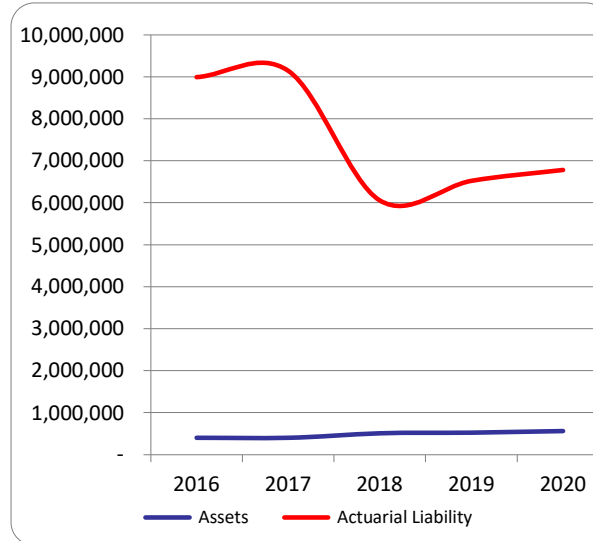
CITIZEN'S GUIDE TO LOCAL UNIT FINANCES - City of Gibraltar (82-2090)

OTHER LONG TERM OBLIGATIONS

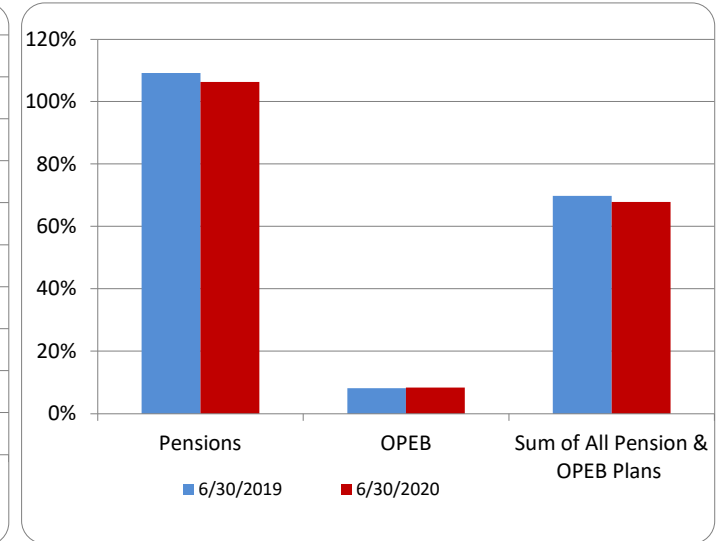
1. Pension funding status



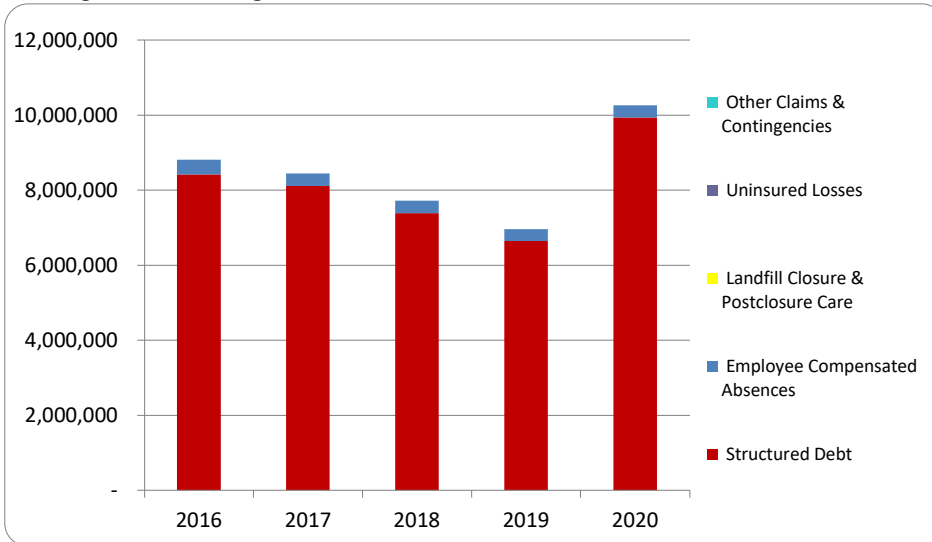
2. Retiree Health care funding status



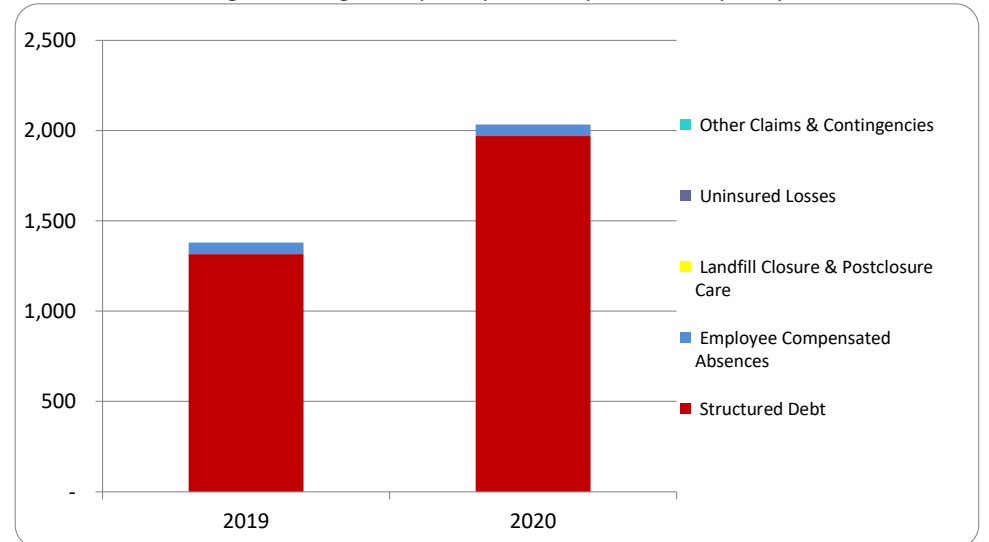
3. Percent funded - compared to the prior year



4. Long Term Debt obligations:



5. Debt & other long term obligations per capita - compared to the prior year



Commentary:

For more information on our unit's finances, contact Tim McLean at 734-676-3900.